

Ethernet Extender over Coaxial Cable for Long Distance Transmission Pair SDL5130

1. Introductions

- Transmission distance is 600M by using RG-6/U coaxial cable
- No need to change the installation system, plug and play. Friendly use!
- Using only one coaxial cable, you can connect one viewer at local side with 4 senders at remote side.
- Connect the 100M Cat5/ Cat6 cable on each local & remote side, and the total transmission distance can be extend to 800M
- IEEE802.3at. Power over Ethernet Plus (PoE+) provides up to 30Watts to remote side, and use POE isolated power output. Each sender DC output is 4W~30W compliance with the 802.3af~802.3at standard.
- Power supplied under the Safe-DC mode: Module Auto detection, short circuit protection, open circuit protection and overload protection
- Transmit the high definition image IP signal and can be used in computer network or any digital network application
- Network interface: Ethernet 10Base-T/100Base-TX and Auto MDI/MDI-X
- Symmetrical transmission compliance with the Ethernet standard, and duplex throughput: 200Mbps
- TVS/GDT*(surge absorber/arrester) is installed in the BNC socket at both ends of the coaxial cable.

*TVS is Transient Voltage Suppressors

*GDT is Gas Discharge Arrester Tube

2. Performance

Coaxial Cable Length & Throughput		Coaxial Cable Length & PoE Power Output	
100m	100Mbps	100m	45W
100-600m	100Mbps	100-60m	45-30W
600m	100Mbps	600m	30W
**800m	80Mbps	**800m	22W
* Throughput was tested by LU Side		* Power output is total amount for 4 senders	
**800m is for reference		**800m is for reference	

1. RG-6/U 18AWG is widely used across the market but using better coaxial cable RG-11/U will have better performance.
2. IEEE802.3at. Power over Ethernet Plus (PoE+) provides up to 30Watts. There are two types and 5 classes. Power rating: 4Watt ~ 30Watt.
3. Data Throughout is duplex. Upload: 100Mbps/ Download: 100Mbps.



Fig. 1 Picture of SD5130 Sets

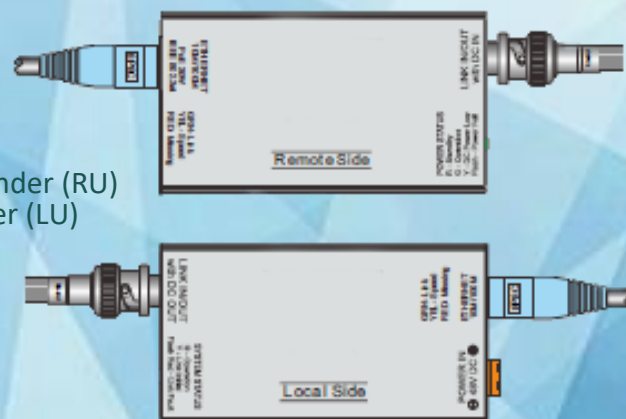


Fig. 2 Remote - Sender (RU) Local - Viewer (LU)

3. Connection Diagram

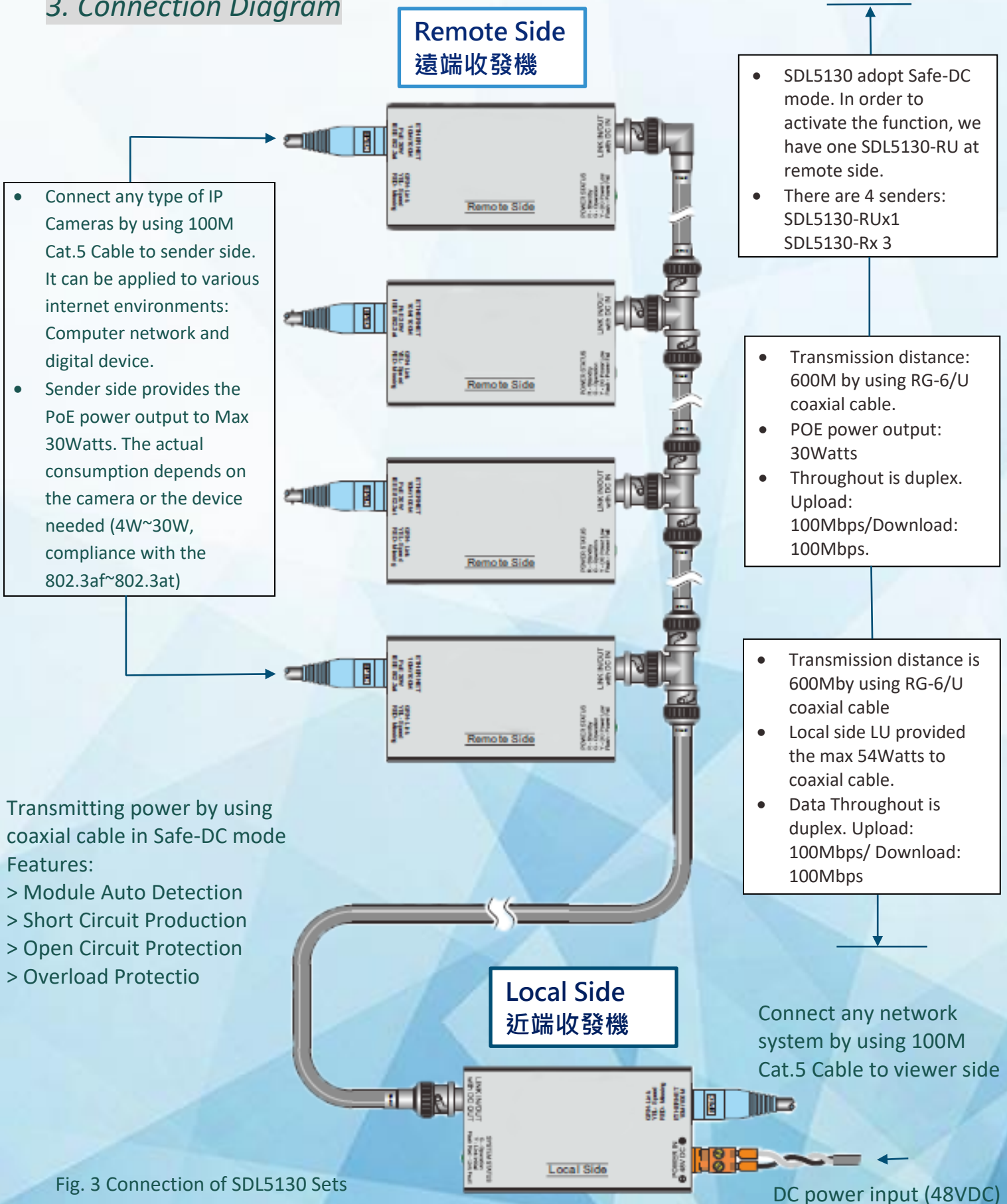


Fig. 3 Connection of SDL5130 Sets

4. Specification

Remote- Unit (RU) / SDL5130-RU

Remote- Unit (RU) / SDL5130-R

Local- Unit / SDL5130-LU

Electrical Specifications (SDL5130-RU, -R)	
Ethernet	Ethernet RJ45
Network Interface	10Base-T/100Base-TX Auto MDI/MDI-X
BNC port Link OUT/IN with DC IN	Link Signal : 2 to 28MHz
	DC IN : +45V to +76V
Throughput	100Mbps
PoE Power Output	DC 55V/30W. meet IEEE802.3at, support Type 1(15.4W) and Type 2(30W)

Electrical Specifications (SDL5130-LU)	
Ethernet	Ethernet RJ45
Network Interface	10Base-T/100Base-TX Auto MDI/MDI-X
BNC port Link OUT/IN with DC OUT	Link Signal : 2 to 28MHz
	DC OUT: +76V
Throughput	100Mbps
Power Supply	DC 48V \pm 5%, 1.25Amps Max.

Connector Specifications (SDL5130-RU, -R)	
Ethernet	RJ45 connector, 8P8C
Link OUT/IN with DC IN	BNC 75 ohms female socket

Connector Specifications (SDL5130-LU)	
Ethernet	RJ45 connector, 8P8C
Link OUT/IN with DC OUT	BNC 75 ohms female socket
Power In	2 Pin, Pluggable Terminal Block 5.0mm Pitch

Physical Specifications (SDL5130-RU, -R)	
Unit Dimensions	(L x W x H): 90mm x 50mm x 25mm
Weight	145 grams

Physical Specifications (SDL5130-LU)	
Unit Dimensions	(L x W x H): 90mm x 50mm x 25mm
Weight	155 grams

Environmental Specifications (SDL5130-RU, -R)	
Operating Temperature	-10 to 50°C (14 to 122°F), Ventilated
Relative Humidity	20% to 90%, non-condensing

Environmental Specifications (SDL5130-LU)	
Operating Temperature	-10 to 50°C (14 to 122°F), Ventilated
Relative Humidity	20% to 90%, non-condensing

5. DC Power Supply

Unless otherwise noted, units are in mm.

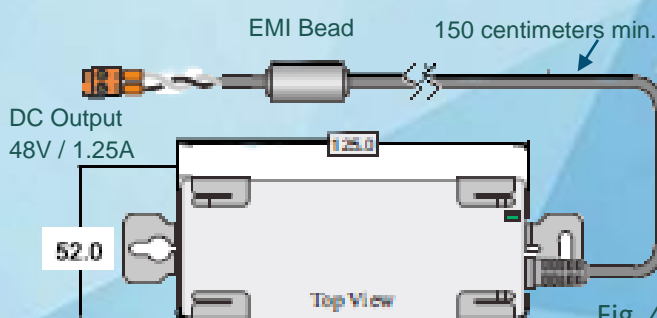


Fig. 4 DC Power Adapter

Part Number: SPD48V60W

Electric Specifications:

AC Input: 100 ~ 240V AC
Output: 48V DC, 1.25 Amps
Power Rating: 60 watts

Physical Specifications:

Weight: 270 grams
Weight with two holding brackets: 306 grams

Environmental Specifications:

Operating Temperature: 0 to 45°C (32 to 113°F)
Relative Humidity: 20 to 90 percent, non-condensing
Storage Temperature: -45 to 85°C (-49 to 185°F)